

TODAY'S  
NEWS

Pada hari Kamis (11/08), Rupiah dibuka di *level* 14,810/14,820 dengan *first traded* di 14,815 dan kurs acuan JISDOR di *level* 14,799 (*prior*: 14,875). Rupiah diperdagangkan menguat dan ditutup di *level* 14,767.5. Perdagangan Rupiah Kamis (11/08) dipengaruhi oleh rilis data klaim tunjangan pengangguran AS dilaporkan naik sebesar 14,000 menjadi 262,000 dan PPI AS dilaporkan turun ke *level* 9.8%. Dari dalam negeri, Menteri Keuangan, Sri Mulyani menyampaikan APBN hingga Juli 2022 kembali mencatatkan kinerja positif. Hal ini tercermin dari anggaran negara yang kembali surplus Rp. 106.1 triliun atau 0.57% terhadap PDB, dan menjadikan keuangan negara surplus tujuh bulan berturut-turut sejak Januari 2022.

## Market Sentiment

Pada perdagangan hari Jumat (12/08), Rupiah diprediksi bergerak terhadap USD pada *range* 14,740 – 14,790.

## Global News

Rilis data klaim tunjangan pengangguran AS dilaporkan naik sebesar 14,000 menjadi 262,000. Di sisi lain, rilis data PPI AS dilaporkan turun ke *level* 9.8% *yoy*. Rilisnya kedua data tersebut memberikan sentimen positif pada awal pembukaan *market* AS, namun demikian hal tersebut tidak menutup kemungkinan bahwa The Fed akan tidak seagresif sebelumnya dikarenakan tingkat inflasi AS yang masih berada diatas target. Selain itu, Presiden Amerika Serikat, Joe Biden sedang mengkaji ulang terkait rencana untuk menghapus beberapa tarif atau berpotensi mengenakan tarif lain ke China. Hal tersebut merupakan dampak dari latihan perang yang dilakukan China di sekitar wilayah Taiwan.

## Domestic News

Menko Perekonomian, Airlangga Hartarto menyatakan Pemerintah optimistis tingkat pertumbuhan ekonomi Indonesia bisa mencapai 5.2 % di tahun 2022 dan inflasi masih terkendali meski naik ke 4.9 % pada bulan Juli 2022. Adapun beberapa faktor yang mempengaruhi diantaranya inflasi AS yang tumbuh lebih rendah dan kegiatan ekspor Indonesia yang terus mengalami surplus dalam 25 bulan terakhir. Di sisi lain, Menteri Keuangan, Sri Mulyani menyampaikan APBN hingga Juli 2022 kembali mencatatkan kinerja positif. Hal ini tercermin dari anggaran negara yang kembali surplus Rp. 106.1 triliun atau 0.57% terhadap PDB, realisasi ini menjadikan keuangan negara surplus tujuh bulan berturut-turut sejak Januari 2022.

## Foreign Currency VS IDR

| IDR | 10/08     | 11/08     | Δ%     |
|-----|-----------|-----------|--------|
| USD | 14,872    | 14,767.5  | -0.70% |
| EUR | 15,185.80 | 15,247.45 | +0.41% |
| SGD | 10,794.41 | 10,783.53 | -0.10% |
| JPY | 110.2     | 111.5     | +1.18% |

FOREX  
HIGHLIGHT

## USD/IDR Curve VS NDF



Source: Bloomberg

## USD VS IDR

| Opening | Highest | Lowest | Closed   |
|---------|---------|--------|----------|
| 14,815  | 14,820  | 14,765 | 14,767.5 |

*Non-Deliverable Forward* 1M (NDF) pada hari Kamis (11/08) berada di *level* 14,724 (*prior*: 14,787) turun 63 bps dibandingkan dengan *level* NDF pada hari Rabu (10/08).

Technical Analysis  
(USD/IDR)

## Support

Support 1 : 14,780  
Support 2 : 14,740

## Resistance

Resistance 1 : 14,830  
Resistance 2 : 14,910

## Prediksi

14,740 – 14,790



Source: Bloomberg

Harga obligasi berdenominasi Rupiah bergerak bervariasi cenderung menguat hingga 15 bps pada Kamis (11/08) dengan *yield* SUN tenor 10 tahun ditutup pada level 6.94% (*prior*: 7.07%). Likuiditas harian tanggal 11 Agustus 2022 sebesar Rp 100.35 T (*prior*: Rp 130.65 T). Perdagangan obligasi Kamis (11/08) dipengaruhi oleh sikap para pelaku pasar yang optimis bahwa tingkat inflasi AS saat ini dapat menahan laju kenaikan suku bunga acuan secara agresif oleh The Fed. The Fed diprediksi akan menaikkan suku bunga sekali lagi pada FOMC bulan September.

## BOND MARKET HIGHLIGHTS

### Benchmark (Yield%)

| Seri Benchmark | 10/08 | 11/08 | Δ        |
|----------------|-------|-------|----------|
| FR0090 (5Y)    | 6.41  | 6.26  | - 15 bps |
| FR0091 (10Y)   | 7.07  | 6.94  | - 13 bps |
| FR0093 (15Y)   | 6.98  | 6.94  | - 4 bps  |
| FR0092 (20Y)   | 7.15  | 7.16  | + 1 bps  |

### Bond Index (Yield%)

|     | UST   |       | Gov. Bond IDR |       | Gov. Bond USD |       |
|-----|-------|-------|---------------|-------|---------------|-------|
|     | 10/08 | 11/08 | 10/08         | 11/08 | 10/08         | 11/08 |
| 1Y  | 3.21  | 3.20  | 4.09          | 3.96  | 3.29          | 3.26  |
| 5Y  | 2.92  | 2.90  | 6.45          | 6.30  | 3.82          | 3.72  |
| 10Y | 2.78  | 2.77  | 7.09          | 6.96  | 3.90          | 3.78  |
| 30Y | 3.03  | 3.04  | 7.40          | 7.40  | 4.51          | 4.37  |

### Spread (ΔUST)

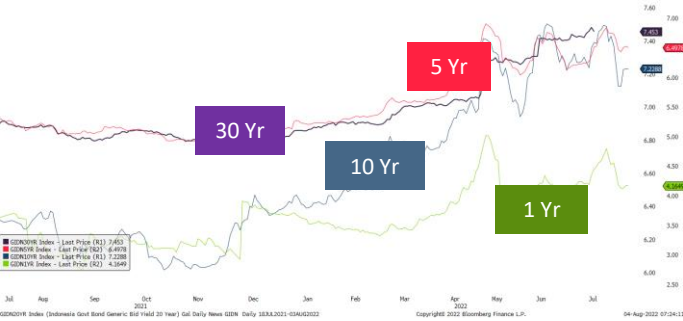
|     | Gov. Bond IDR | Gov. Bond USD |
|-----|---------------|---------------|
| 10Y | 419           | 101           |

### Indicative Price & Recommendation

| Seri Benchmark | Price         | Yield       |
|----------------|---------------|-------------|
| FR00090 (5Y)   | 95.26 / 95.59 | 6.30 / 6.22 |
| FR0091 (10Y)   | 95.91 / 96.12 | 6.96 / 6.92 |
| FR0093 (15Y)   | 94.53 / 95.00 | 6.96 / 6.91 |
| FR0092 (20Y)   | 99.35 / 99.87 | 7.18 / 7.13 |

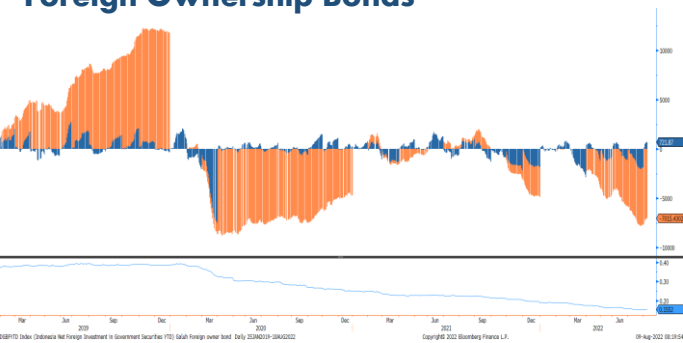
Pada kondisi saat ini, investasi pada seri pendek seperti FR90 dan FR91 dapat dipertimbangkan menjadi alternatif pilihan untuk investasi.

### Govt. Bonds IDR



Source: Bloomberg

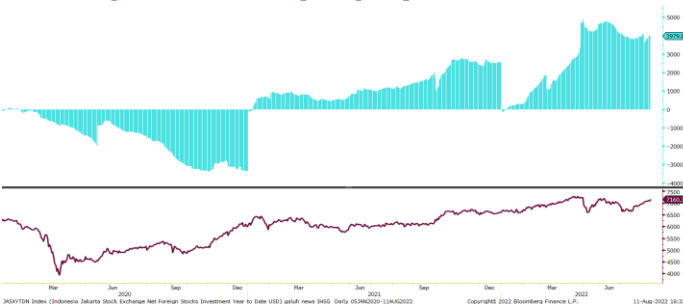
### Foreign Ownership Bonds



Source: Bloomberg

Pada hari Senin (08/08) secara *ytid* foreign investor mencatatkan *net sell* sebesar eq. USD 7,016.10 juta (*prior net sell* : 7,015.43 juta), dengan rasio kepemilikan asing naik di level 15.52% (*prior*: 15.52%).

### Foreign Ownership Equity vs IHSG



Source: Bloomberg

Indeks Harga Saham Gabungan (IHSG) hari Kamis (11/08) ditutup menguat ke level 7,158 naik 72.59 poin atau 1.02% dibandingkan hari Rabu (10/08). Total *volume* perdagangan saham di bursa mencapai 17.27 miliar saham dengan nilai transaksi Rp. 8.6 triliun. Sebanyak 320 saham menguat, 165 saham terkoreksi dan 191 saham stagnan.

## TOP VOLUME BONDS

| Government   | 11/08      | Corporate  | 11/08     |
|--------------|------------|--|-----------|
| FR0091 (10Y) | IDR 3.96 T | Obligasi Berkelanjutan V PNM Tahap I Tahun 2022 Seri A                           | IDR 426 M |
| FR0092 (20Y) | IDR 1.36 T | Obligasi Berkelanjutan V Tower Bersama Infrastructure Tahap IV Tahun 2022 Seri A | IDR 374 M |
| FR0064 (10Y) | IDR 1.30 T | Obligasi Berkelanjutan III Chandra Asri Petrochemical Tahap V Tahun 2022 Seri A  | IDR 164 M |

Source: Bloomberg

## Economic Calendar (G20)

| date        | country | event                        | period | cons   | act    | prior  | revised |
|-------------|---------|------------------------------|--------|--------|--------|--------|---------|
| 08/10 06:50 | JN      | PPI YoY                      | Jul    | 8.4%   | 8.6%   | 9.2%   | 9.4%    |
| 08/10 08:30 | CH      | PPI YoY                      | Jul    | 4.9%   | 4.2%   | 6.1%   | --      |
| 08/10 08:30 | CH      | CPI YoY                      | Jul    | 2.9%   | 2.7%   | 2.5%   | --      |
| 08/10 13:00 | GE      | CPI MoM                      | Jul F  | 0.9%   | 0.9%   | 0.9%   | --      |
| 08/10 13:00 | GE      | CPI YoY                      | Jul F  | 7.5%   | 7.5%   | 7.5%   | --      |
| 08/10 18:00 | US      | MBA Mortgage Applications    | Aug 5  | --     | 0.2%   | 1.2%   | --      |
| 08/10 19:30 | US      | CPI MoM                      | Jul    | 0.2%   | 0.0%   | 1.3%   | --      |
| 08/10 19:30 | US      | CPI YoY                      | Jul    | 8.7%   | 8.5%   | 9.1%   | --      |
| 08/10 23:00 | RU      | CPI YoY                      | Jul    | 15.30% | 15.10% | 15.90% | --      |
| 08/11 19:30 | US      | Initial Jobless Claims       | Aug 6  | 265k   | 262k   | 260k   | 248k    |
| 08/11 19:30 | US      | PPI Final Demand MoM         | Jul    | 0.2%   | -0.5%  | 1.1%   | 1.0%    |
| 08/11 20:00 | RU      | Gold and Forex Reserve       | Aug 5  | --     | 574.8b | 571.2b | --      |
| 08/12 13:00 | UK      | GDP QoQ                      | 2Q P   | -0.2%  | --     | 0.8%   | --      |
| 08/12 13:00 | UK      | GDP YoY                      | 2Q P   | 2.8%   | --     | 8.7%   | --      |
| 08/12 13:00 | UK      | Industrial Production MoM    | Jun    | -1.4%  | --     | 0.9%   | --      |
| 08/12 13:00 | UK      | Manufacturing Production MoM | Jun    | -1.9%  | --     | 1.4%   | --      |
| 08/12 21:00 | US      | U. of Mich. Sentiment        | Aug P  | 52.5   | --     | 51.5   | --      |
| 08/12-08/15 | CH      | Money Supply M2 YoY          | Jul    | 11.4%  | --     | 11.4%  | --      |
| 08/15 06:50 | JN      | GDP Annualized SA QoQ        | 2Q P   | 2.7%   | --     | -0.5%  | --      |
| 08/15 06:50 | JN      | GDP SA QoQ                   | 2Q P   | 0.7%   | --     | -0.1%  | --      |
| 08/15 06:50 | JN      | GDP Deflator YoY             | 2Q P   | -0.8%  | --     | -0.5%  | --      |
| 08/15 09:00 | CH      | Industrial Production YoY    | Jul    | 4.4%   | --     | 3.9%   | --      |
| 08/15 09:00 | CH      | Retail Sales YoY             | Jul    | 5.0%   | --     | 3.1%   | --      |
| 08/15 11:30 | JN      | Industrial Production MoM    | Jun F  | --     | --     | 8.9%   | --      |
| 08/15 19:30 | US      | Empire Manufacturing         | Aug    | 5      | --     | 11.1   | --      |
| 08/16 11:30 | JN      | Tertiary Industry Index MoM  | Jun    | 0.4%   | --     | 0.8%   | --      |
| 08/16 13:00 | UK      | Claimant Count Rate          | Jul    | --     | --     | 3.9%   | --      |
| 08/16 13:00 | UK      | Jobless Claims Change        | Jul    | --     | --     | -20.0k | --      |
| 08/16 13:00 | UK      | ILO Unemployment Rate 3Mths  | Jun    | 3.8%   | --     | 3.8%   | --      |
| 08/16 16:00 | GE      | ZEW Survey Expectations      | Aug    | -60    | --     | -53.8  | --      |
| 08/16 16:00 | GE      | ZEW Survey Current Situation | Aug    | -53    | --     | -45.8  | --      |
| 08/16 19:30 | US      | Housing Starts               | Jul    | 1540k  | --     | 1559k  | --      |
| 08/16 20:15 | US      | Industrial Production MoM    | Jul    | 0.3%   | --     | -0.2%  | --      |
| 08/17 06:50 | JN      | Core Machine Orders MoM      | Jun    | 1.3%   | --     | -5.6%  | --      |
| 08/17 13:00 | UK      | CPI MoM                      | Jul    | --     | --     | 0.8%   | --      |
| 08/17 13:00 | UK      | CPI YoY                      | Jul    | 9.9%   | --     | 9.4%   | --      |
| 08/17 13:00 | UK      | CPI Core YoY                 | Jul    | --     | --     | 5.8%   | --      |
| 08/17 18:00 | US      | MBA Mortgage Applications    | Aug 12 | --     | --     | 0.2%   | --      |
| 08/17 19:30 | US      | Retail Sales Advance MoM     | Jul    | 0.2%   | --     | 1.0%   | --      |
| 08/18 08:30 | AU      | Employment Change            | Jul    | 40.0k  | --     | 88.4k  | --      |

## Economic Calendar (IND)

| date        | event                          | period | cons  | act       | prior     | revised |
|-------------|--------------------------------|--------|-------|-----------|-----------|---------|
| 08/01 11:00 | CPI NSA MoM                    | Jul    | 0.53% | 0.64%     | 0.61%     | --      |
| 08/01 11:00 | CPI Core YoY                   | Jul    | 2.86% | 2.86%     | 2.63%     | --      |
| 08/05 10:00 | Foreign Reserves               | Jul    | --    | \$132.20b | \$136.40b | --      |
| 08/05 11:00 | GDP YoY                        | 2Q     | 5.17% | 5.44%     | 5.01%     | --      |
| 08/05 11:00 | GDP QoQ                        | 2Q     | 3.47% | 3.72%     | -0.96%    | --      |
| 08/15 11:00 | Trade Balance                  | Jul    | --    | --        | \$5090m   | --      |
| 08/15 11:00 | Exports YoY                    | Jul    | --    | --        | 40.68%    | --      |
| 08/15 11:00 | Imports YoY                    | Jul    | --    | --        | 21.98%    | --      |
| 08/19 10:00 | BoP Current Account Balance    | 2Q     | --    | --        | \$200m    | --      |
| 08/23       | Bank Indonesia 7D Reverse Repo | Aug 23 | --    | --        | 3.50%     | --      |

# 2022

## Global Covid-19 (Top 5 + IND)

Data per 11 Agustus 2022



- Kasus
- Meninggal
- Sembuh



**Brazil**  
**34,124,579**  
**681,025**  
**32,927,762**



**Germany**  
**31,439,645**  
**145,394**  
**29,969,000**



**AS**  
**94,417,630**  
**1,061,096**  
**89,481,007**



**India**  
**44,220,444**  
**526,879**  
**43,555,041**



**Indonesia**  
**6,267,137 (+5,532)**  
**157,171 (+22)**  
**6,057,237 (+4,824)**

### GLOBAL

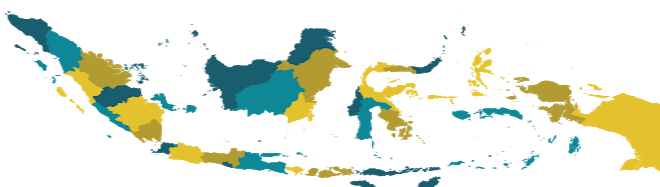
**592,866,070**  
**6,447,824**  
**564,800,355**



**Perancis**  
**34,169,281**  
**152,990**  
**33,260,788**

Sumber : [worldometers.info/covidvirus/](http://worldometers.info/covidvirus/)

## IND Top 19 Covid-19



| Provinsi         | Kasus            | Meninggal      | % Meninggal  | Sembuh           | % Sembuh      |
|------------------|------------------|----------------|--------------|------------------|---------------|
| DKI Jakarta      | 1,330,836        | 15,380         | 1.16%        | 1,295,472        | 97.34%        |
| Jawa Barat       | 1,134,160        | 15,897         | 1.40%        | 1,106,762        | 97.58%        |
| Jawa Tengah      | 630,523          | 33,351         | 5.29%        | 596,080          | 94.54%        |
| Jawa Timur       | 585,242          | 31,672         | 5.41%        | 553,205          | 94.53%        |
| Kalimantan Timur | 207,186          | 5,718          | 2.76%        | 201,122          | 97.07%        |
| D.I Yogyakarta   | 222,327          | 5,913          | 2.66%        | 215,151          | 96.77%        |
| Banten           | 311,723          | 2,938          | 0.94%        | 305,451          | 97.99%        |
| Lainnya          | 1,845,140        | 46,302         | 2.51%        | 1,783,994        | 96.69%        |
| <b>Total</b>     | <b>6,267,137</b> | <b>157,171</b> | <b>2.51%</b> | <b>6,057,237</b> | <b>96.65%</b> |



sumber:  
 1. WHO Covid-19 Situation Report  
 2. Kementerian Kesehatan Indonesia  
 3. [gisandata.maps.arcgis.com](http://gisandata.maps.arcgis.com)

Sumber : [covid19.go.id](http://covid19.go.id)

#### Disclaimer

This report has been prepared by PT.Bank Rakyat Indonesia (PERSERO),Tbk on behalf of itself and its affiliated companies and is provided for information purposes only. Under no circumstances is it to be used or considered as an offer to sell, or a solicitation of any offer to buy. This report has been produced independently and the forecasts, opinions and expectations contained herein are entirely those of PT.Bank Rakyat Indonesia (PERSERO),Tbk.